

Date	CZK/USD	HUF/USD	změny CZK/USD	změny HUF/USD	index CZK/USD	index HUF/USD
10/5/2015	24.0315	275.972			1	1
#####	23.81	272.1	-0.009217111	-0.014030334	0.990782889	0.985969666
#####	24.424	279.817	0.025787527	0.028360823	1.01633273	1.013932577
#####	24.6312	281.955	0.0084835	0.007640712	1.024954789	1.021679744
11/2/2015	24.8495	287.958	0.008862743	0.021290707	1.034038699	1.043432028
11/9/2015	24.99	288.973	0.005653997	0.003524764	1.039885151	1.04710988
#####	25.4017	291.792	0.01647455	0.009755237	1.05701679	1.057324685
#####	25.4719	293.969	0.002763673	0.007460801	1.05993804	1.065213174
#####	24.7698	286.378	-0.027563746	-0.025822461	1.030722177	1.037706748
12/7/2015	24.6804	289.907	-0.003609193	0.012322951	1.027002101	1.050494357
#####	24.9119	292.087	0.009379872	0.007519628	1.03663525	1.058393684
#####	24.6371	288.401	-0.011030873	-0.012619545	1.025200258	1.045037238
#####	24.8987	290.209	0.010618173	0.006269098	1.036086012	1.051588678
1/4/2016	24.6999	289.019	-0.007984392	-0.004100503	1.027813495	1.047276636
1/11/2016	24.7373	288.58	0.001514217	-0.001519018	1.029369827	1.045685804
1/18/2016	25.0125	288.347	0.0111249	-0.000807409	1.040821463	1.044841508
1/25/2016	24.9587	287.123	-0.002150964	-0.004244882	1.038582694	1.040406279
2/1/2016	24.2947	277.427	-0.02660391	-0.033769445	1.010952333	1.005272336
2/8/2016	24.084	275.867	-0.008672714	-0.005623094	1.002184633	0.999619595
2/15/2016	24.291	277.279	0.008594918	0.005118365	1.010798327	1.004736013
2/22/2016	24.733	284.835	0.01819604	0.027250528	1.029190854	1.0321156
2/29/2016	24.5977	280.115	-0.005470424	-0.016571001	1.023560743	1.015012411
3/7/2016	24.2194	277.509	-0.015379487	-0.009303276	1.007818904	1.005569471
3/14/2016	23.9666	274.664	-0.010437913	-0.010251927	0.997299378	0.995260446
3/21/2016	24.2379	280.85	0.01131992	0.022522081	1.008588727	1.017675783
3/28/2016	23.7197	275.137	-0.02137974	-0.020341865	0.987025363	0.99697436
4/4/2016	23.6897	273.825	-0.001264814	-0.004768465	0.985776959	0.992220323
4/11/2016	23.9192	275.092	0.009687839	0.004627035	0.995327008	0.996811361
4/18/2016	24.063	276.212	0.006011865	0.004071351	1.00131078	1.00086973
4/25/2016	23.5896	271.931	-0.019673357	-0.015498986	0.981611635	0.985357264
5/2/2016	23.7217	275.547	0.005599968	0.01329748	0.987108628	0.998460032
5/9/2016	23.873	278.501	0.006378042	0.010720531	0.993404448	1.009164053
5/16/2016	24.085	280.745	0.008880325	0.008057378	1.002226203	1.01729527
5/23/2016	24.314	282.62	0.009507993	0.006678659	1.011755363	1.024089438
5/30/2016	23.8073	275.104	-0.020839764	-0.026593982	0.99067062	0.996854822
6/6/2016	24.0441	277.385	0.009946487	0.008291431	1.000524312	1.005120176
6/13/2016	23.8417	276.411	-0.008417866	-0.003511361	0.992102033	1.001590835
6/20/2016	24.5419	287.498	0.029368753	0.040110468	1.021238832	1.041765112
6/27/2016	24.3526	284.892	-0.00771338	-0.00906437	1.01336163	1.032322168
7/4/2016	24.4642	284.544	0.004582632	-0.001221487	1.018005493	1.0310612
7/11/2016	24.4443	285.34	-0.000813393	0.002797423	1.017177455	1.033945514
7/18/2016	24.6275	285.481	0.007494631	0.000494119	1.024800824	1.034456407
7/25/2016	24.1999	278.539	-0.017362744	-0.02431681	1.007007469	1.009301727
8/1/2016	24.3697	279.87	0.007016517	0.004778483	1.014073154	1.014124658
8/8/2016	24.177	277.3	-0.00790732	-0.00918286	1.006054553	1.004812094
8/15/2016	23.899	274.739	-0.011498532	-0.009235392	0.994486403	0.99553226
8/22/2016	24.1066	275.43	0.008686556	0.002515038	1.003125065	0.998036062
8/29/2016	24.1907	277.54	0.003488713	0.007660807	1.00662468	1.005681823
9/5/2016	24.0347	275.337	-0.0064488	-0.007937605	1.000133159	0.997699118

9/12/2016	24.214	276.113	0.007460089	0.002818368	1.007594241	1.000511001
9/19/2016	24.036	272.288	-0.007351201	-0.013853071	1.000187213	0.986650852
9/26/2016	24.0547	274.154	0.000778083	0.006853031	1.000965441	0.9934124
10/3/2016	24.1337	271.873	0.003284098	-0.008320163	1.00425271	0.985147047
#####	24.6348	278.691	0.020763539	0.025077975	1.02510455	1.00985254
#####	24.8304	283.507	0.007939987	0.017280712	1.033243867	1.027303511
#####	24.6031	281.704	-0.009154101	-0.006359558	1.023785448	1.020770315
#####	24.3455	275.521	-0.010470185	-0.021948619	1.013066226	0.998365816
11/7/2016	24.9657	285.857	0.025474892	0.037514379	1.038873978	1.035818889
#####	25.5357	291.776	0.022831325	0.020706179	1.062592847	1.05726674
#####	25.4694	292.08	-0.002596365	0.001041847	1.059833968	1.058368251
#####	25.5397	295.737	0.002760175	0.012520587	1.062759295	1.071619643
12/5/2016	25.6174	298.425	0.003042283	0.009089116	1.06599251	1.081359718
#####	25.8585	298.822	0.009411611	0.001330328	1.076025217	1.082798281
#####	25.827	295.75	-0.001218168	-0.010280338	1.074714437	1.071666749
#####	25.6504	293.65	-0.006837805	-0.007100612	1.067365749	1.064057259
1/2/2017	25.6589	291.839	0.00033134	-0.006167223	1.06771941	1.057494981
1/9/2017	25.4247	288.887	-0.009127399	-0.010115153	1.057973909	1.046798257
1/16/2017	25.212	288.63	-0.00836588	-0.00088958	1.049123026	1.045867047
1/23/2017	25.2189	290.261	0.000273719	0.005650767	1.049410191	1.051776998
1/30/2017	25.035	287.11	-0.007292189	-0.010855751	1.041757693	1.040359169
2/6/2017	25.43	290.219	0.015777911	0.010828634	1.058194453	1.051624838
2/13/2017	25.4267	289.942	-0.000129729	-0.000954479	1.058057175	1.050621084
2/20/2017	25.5805	292.34	0.00604872	0.008270655	1.064457067	1.059310408
2/27/2017	25.4418	290.846	-0.005422138	-0.005110447	1.058685434	1.053896858
3/6/2017	25.2713	292.787	-0.00670157	0.006673562	1.051590579	1.060930105
3/13/2017	25.151	287.11	-0.004760341	-0.01938953	1.046584649	1.040359169
3/20/2017	24.9077	285.856	-0.009673532	-0.004367654	1.036460479	1.03581524
3/27/2017	25.3256	289.212	0.016777944	0.01174024	1.053850155	1.04797596
4/3/2017	25.118	292.517	-0.008197239	0.011427575	1.045211493	1.059951785
4/10/2017	25.1415	294.72	0.000935584	0.007531197	1.046189376	1.06793449
4/17/2017	24.6709	286.706	-0.018718056	-0.027191935	1.026606745	1.038895285
4/24/2017	24.6061	286.82	-0.002626576	0.000397665	1.023910284	1.039308417
5/1/2017	24.3696	284.013	-0.009611438	-0.00978665	1.014069034	1.02913707
5/8/2017	24.29	283.407	-0.003266324	-0.002133659	1.010756757	1.026941242
5/15/2017	23.6633	275.075	-0.025800781	-0.029399417	0.984678443	0.996749768
5/22/2017	23.6577	275.006	-0.000236653	-0.000250841	0.984445415	0.996499743
5/29/2017	23.3407	272.517	-0.013399443	-0.009050762	0.971254395	0.98748066
6/5/2017	23.3724	274.561	0.001358143	0.007500475	0.972573497	0.994887235
6/12/2017	23.3216	274.39	-0.002173504	-0.000622776	0.970459605	0.994267643
6/19/2017	23.445	276.377	0.005291232	0.007241514	0.975594532	1.001467645
6/26/2017	22.8404	270.176	-0.025787972	-0.022436812	0.950435928	0.978997904
7/3/2017	22.8683	269.992	0.001221432	-0.000681004	0.951596821	0.978331203
7/10/2017	22.702	266.54	-0.007272032	-0.012785545	0.944676778	0.965822705
7/17/2017	22.3055	261.238	-0.017465422	-0.019891956	0.9281776	0.946610603
7/24/2017	22.1779	259.231	-0.005720562	-0.007682722	0.922867903	0.939338056
7/31/2017	22.138	258.46	-0.001799088	-0.00297417	0.921207582	0.936544305
8/7/2017	22.1022	257.299	-0.001617129	-0.004491914	0.91971787	0.932337429
8/14/2017	22.162	258.116	0.002705658	0.00317524	0.922206313	0.935297824
8/21/2017	21.8092	254.482	-0.015919185	-0.014078949	0.907525539	0.922129813

8/28/2017	21.8919	256.795	0.003791932	0.009089122	0.910966814	0.930511164
9/4/2017	21.7182	254.89	-0.007934351	-0.007418423	0.903738884	0.923608239
9/11/2017	21.8597	259.117	0.006515181	0.016583644	0.909626906	0.938925029
9/18/2017	21.8297	259.502	-0.001372343	0.001485854	0.908378586	0.940320134
9/25/2017	22.1708	263.807	0.015625455	0.01658944	0.922572415	0.955919518
10/2/2017	22.0494	265.66	-0.005475626	0.007024063	0.917520754	0.962633957
10/9/2017	21.8062	260.37	-0.011029779	-0.019912704	0.907400703	0.943465312
#####	21.7772	261.3	-0.001329851	0.003571813	0.906193995	0.946835194
#####	22.057	267.13	0.012848208	0.022311585	0.917836964	0.967960588
#####	22.1	267.51	0.00194954	0.001422547	0.919626324	0.969337558
11/6/2017	21.892	267.25	-0.009411765	-0.000971964	0.910971017	0.968395397
#####	21.679	264.24	-0.009729536	-0.0112629	0.902107692	0.957488457
#####	21.3082	261.34	-0.017104109	-0.010974849	0.886677944	0.946980165
#####	21.47	263.89	0.007593227	0.009757477	0.89341069	0.956220303
12/4/2017	21.6899	266.54	0.010242199	0.01004204	0.90256118	0.965822705
#####	21.845	267.36	0.007150794	0.003076371	0.909015209	0.968793934
#####	21.6885	262.86	-0.007164111	-0.01683124	0.902502923	0.952487931
#####	21.2538	258.8	-0.020042881	-0.015445474	0.884414165	0.937776304
1/1/2018	21.18	255.98	-0.003472273	-0.010896415	0.881343237	0.927557904
1/8/2018	20.888	252.99	-0.013786591	-0.011680565	0.869192518	0.916723504
1/15/2018	20.758	252.82	-0.006223717	-0.000671955	0.86378291	0.916107506
1/22/2018	20.442	249.24	-0.015223047	-0.01416028	0.850633502	0.903135168
1/29/2018	20.2335	248.56	-0.010199541	-0.002728322	0.841957431	0.900671124
2/5/2018	20.6976	254.66	0.022937159	0.024541383	0.861269542	0.922774839
2/12/2018	20.4039	250.67	-0.014190003	-0.015667973	0.849048124	0.908316828
2/19/2018	20.602	254.4	0.009708879	0.014880105	0.85729143	0.921832678
2/26/2018	20.5661	254.46	-0.001742549	0.0002359	0.855797557	0.922050139
3/5/2018	20.6486	253.21	0.004011505	-0.004912363	0.859230593	0.917520693
3/12/2018	20.6193	252.63	-0.001418934	-0.002290597	0.858011402	0.915419023
3/19/2018	20.5548	253.11	-0.003128186	0.001899996	0.855327383	0.917158316
3/26/2018	20.538	253.55	-0.000817327	0.001738383	0.8546283	0.918752688
4/2/2018	20.6302	254.19	0.004489191	0.002524153	0.85846489	0.92107176
4/9/2018	20.4917	251.75	-0.006713459	-0.009599127	0.852701621	0.912230276
4/16/2018	20.627	252.77	0.006602771	0.004051654	0.858331814	0.915926318
4/23/2018	20.9696	257.71	0.016609298	0.019543407	0.872588103	0.933826638
4/30/2018	21.27	262.05	0.014325451	0.016840624	0.885088322	0.949552861
5/7/2018	21.317	263.86	0.002209638	0.006907068	0.887044046	0.956111487
5/14/2018	21.7561	270.12	0.020598631	0.023724742	0.905315939	0.978794985
5/21/2018	22.0568	274	0.013821457	0.014364005	0.917828725	0.992854402
5/28/2018	22.109	274.41	0.002366526	0.001496365	0.920000791	0.994340074
6/4/2018	21.857	271.5	-0.011398028	-0.010604584	0.909514595	0.983795511
6/11/2018	22.1456	277.69	0.013203962	0.022799271	0.921523792	1.006225331
6/18/2018	22.2711	280.92	0.00566704	0.011631715	0.926746104	1.017929458
6/25/2018	22.2125	281.61	-0.002631168	0.002456116	0.92430768	1.02042961
7/2/2018	22.0189	274.98	-0.008715813	-0.023543107	0.916251586	0.996405526
7/9/2018	22.1322	276.17	0.005145579	0.004327595	0.920966232	1.000717566
7/16/2018	22.054	277.35	-0.003533268	0.004272705	0.917712211	1.004993337
7/23/2018	21.9628	276.44	-0.004135395	-0.003281067	0.913917109	1.001695886
7/30/2018	22.1253	276.6	0.007398875	0.000578802	0.920679067	1.002275669
8/6/2018	22.4471	282.95	0.014544481	0.02295736	0.934069867	1.025285273

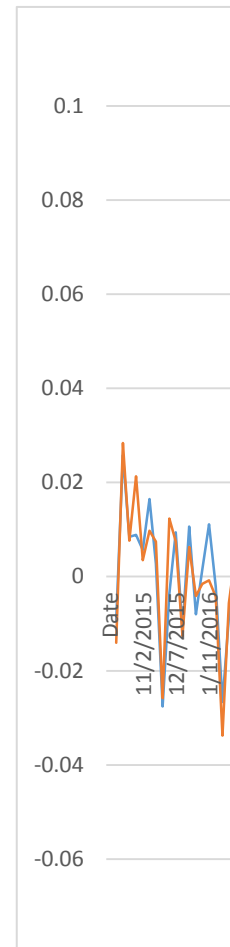
8/13/2018	22.4399	282.1	-0.000320799	-0.003004085	0.933770218	1.022205229
8/20/2018	22.27	280.87	-0.007571291	-0.004360195	0.926700372	1.017748215
8/27/2018	22.1789	281.32	-0.004090705	0.001602207	0.922909515	1.019378858
9/3/2018	22.2057	281.07	0.001208356	-0.000888668	0.924024718	1.018472969
9/10/2018	21.8016	277.2	-0.01819803	-0.013768794	0.907209288	1.004449825
9/17/2018	21.7632	275.85	-0.001761293	-0.004870151	0.905611427	0.999558002
9/24/2018	22.1741	278.53	0.018880495	0.009715399	0.922709818	1.009269108
10/1/2018	22.332	281.79	0.00712092	0.011704341	0.929280361	1.021081937
10/8/2018	22.2732	280.454	-0.002633082	-0.004741116	0.926833489	1.01624087
#####	22.578	281.872	0.013684608	0.005056084	0.939516842	1.021379069
#####	22.6167	284.19	0.001714058	0.008223566	0.941127229	1.029778447
#####	22.6417	282.42	0.001105466	-0.006228189	0.942167613	1.023364792
11/5/2018	22.8582	283.45	0.009561958	0.003647047	0.951176581	1.027097051
#####	22.746	281.56	-0.004908523	-0.006667892	0.946507709	1.020248479
#####	22.857	284.29	0.004879979	0.009696019	0.951126646	1.030140828
#####	22.931	285.7	0.00323752	0.004959735	0.954205938	1.035250053
12/3/2018	22.7358	283.78	-0.008512494	-0.006720381	0.946083266	1.028292778
#####	22.6983	284.33	-0.001649425	0.001938079	0.944522772	1.03028569
#####	22.7117	283.08	0.000590397	-0.0043963	0.945080415	1.025756245
#####	22.4713	280.65	-0.010584853	-0.008584121	0.935076878	1.016951029
#####	22.4048	281.42	-0.00295933	0.002743699	0.932309677	1.019741236
1/7/2019	22.2611	279.86	-0.00641376	-0.005543415	0.926330067	1.014088387
1/14/2019	22.4	280.218	0.006239539	0.001279218	0.932109939	1.015385627
1/21/2019	22.4728	278.31	0.003249955	-0.006808945	0.935139255	1.008471922
1/28/2019	22.44	276.91	-0.001459453	-0.00503034	0.933774463	1.003398965
2/4/2019	22.777	281.58	0.01501778	0.016864624	0.947797682	1.02032091
2/11/2019	22.7001	281.63	-0.003376213	0.000177633	0.944597715	1.020502154
2/18/2019	22.625	280.34	-0.003308355	-0.00458051	0.94147265	1.015827733
2/25/2019	22.5248	277.83	-0.004428773	-0.008953446	0.937303081	1.006732575
3/4/2019	22.804	280.51	0.012395316	0.00964627	0.948921249	1.016443789
3/11/2019	22.6736	277.75	-0.005718382	-0.009839257	0.943494955	1.006442737
3/18/2019	22.765	280.08	0.00403112	0.008388792	0.947298296	1.014885576
3/25/2019	22.9926	286.05	0.009997804	0.021315343	0.956769199	1.03651821
4/1/2019	22.8446	285.03	-0.006436767	-0.003565772	0.950610698	1.032822223
4/8/2019	22.659	284.33	-0.008124502	-0.002455924	0.94288746	1.03028569
4/15/2019	22.845	284.61	0.008208615	0.000984764	0.95062726	1.031300279
4/22/2019	23.0339	289.13	0.008268768	0.015881453	0.958487776	1.047678825
4/29/2019	22.9759	290.08	-0.002517941	0.003285657	0.956074361	1.051121138
5/6/2019	22.9171	288.74	-0.002559203	-0.004619405	0.953627572	1.046265584
5/13/2019	22.9894	290.25	0.003154849	0.005229653	0.956636123	1.05173719
5/20/2019	23.053	290.29	0.002766405	0.000137843	0.959282567	1.051882165
5/27/2019	23.1851	291.53	0.005730361	0.004271556	0.964779602	1.056375338
6/3/2019	22.7082	284.38	-0.020569287	-0.024525757	0.944934773	1.030466933
6/10/2019	22.7684	287.39	0.002651025	0.010584464	0.947439819	1.041373874
6/17/2019	22.6309	285.87	-0.006039116	-0.005289049	0.94171812	1.035865996
6/24/2019	22.3517	284.42	-0.012337071	-0.005072173	0.930100077	1.030611904
7/1/2019	22.6936	288.51	0.015296376	0.014380131	0.944327237	1.045432238
7/8/2019	22.6784	288.98	-0.000669792	0.001629063	0.943694734	1.047135313
7/15/2019	22.7247	289.46	0.002041634	0.001660945	0.945621414	1.048874548
7/22/2019	22.8809	292.6	0.00687349	0.010847838	0.952121133	1.060252569

7/29/2019	23.27	295.26	0.017005494	0.009090923	0.968312423	1.069891243
8/5/2019	23.0299	289.528	-0.010318006	-0.019413381	0.95832137	1.049121037
8/12/2019	23.2373	292.8	0.009005727	0.011301058	0.966951751	1.060977215
8/19/2019	23.1665	295.16	-0.003046868	0.008060164	0.964005576	1.069528865
8/26/2019	23.3895	299.45	0.009625969	0.014534517	0.973285063	1.085073951
9/2/2019	23.4194	299.13	0.001278309	-0.001068649	0.974529222	1.083914387
9/9/2019	23.3181	298.99	-0.004325431	-0.000468074	0.970313963	1.083407035
9/16/2019	23.4244	300.67	0.00455869	0.005618994	0.974737324	1.089494693
9/23/2019	23.6111	306.37	0.007970279	0.018957601	0.982506252	1.110148898
9/30/2019	23.4148	302.795	-0.008313802	-0.011668839	0.97433789	1.09719475
10/7/2019	23.3588	300.435	-0.00239165	-0.007794101	0.972007615	1.088643103
#####	23.0768	297.57	-0.012072623	-0.009536143	0.960272933	1.078261647
#####	23.0355	296.58	-0.001789633	-0.003327015	0.958554397	1.074674254
#####	22.82	293.53	-0.009355126	-0.010283863	0.949587	1.063622451
11/4/2019	23.0833	300.74	0.011538124	0.024563046	0.960543453	1.089748258
#####	23.135	302.6	0.002239714	0.006184798	0.962694796	1.096488131
#####	23.1218	303.443	-0.000570607	0.002785813	0.962145476	1.099542742
#####	23.1554	303.8	0.001453174	0.001176481	0.963543641	1.100836333
12/2/2019	23.0553	299.198	-0.004322923	-0.015148091	0.959378316	1.084160764
12/9/2019	22.8846	296.25	-0.007403937	-0.009853	0.952275139	1.073478527
#####	22.9503	298.185	0.002870926	0.006531639	0.955009051	1.080490101
#####	22.7567	295.44	-0.008435576	-0.009205681	0.946952999	1.070543454
#####	22.69	295.382	-0.002931005	-0.000196361	0.944177475	1.070333241
1/6/2020	22.7051	300.01	0.000665403	0.015667919	0.944805734	1.087103135
1/13/2020	22.6541	303.352	-0.002246147	0.011139562	0.942683561	1.099212987
1/20/2020	22.8039	304.78	0.00661249	0.004707432	0.948917046	1.104387458
1/27/2020	22.718	303.77	-0.0037669	-0.003313899	0.945342571	1.10072763
2/3/2020	22.8544	308.76	0.006004094	0.016426972	0.951018497	1.118809252
2/10/2020	22.9346	309.48	0.003509171	0.002331911	0.954355783	1.121418216
2/17/2020	23.0748	310.37	0.006112991	0.00287574	0.960189751	1.124643123
2/24/2020	23.0621	306.418	-0.000550427	-0.012733177	0.959661236	1.110322843
3/2/2020	22.4713	296.88	-0.025617746	-0.031127395	0.935076878	1.075761386
3/9/2020	23.6774	305.13	0.053672952	0.027789005	0.985265214	1.105655724
3/16/2020	25.471	328.15	0.075751557	0.075443216	1.059900589	1.189069949
3/23/2020	24.5495	319.88	-0.036178437	-0.025201856	1.021555042	1.159103179
3/30/2020	25.7599	337.82	0.049304426	0.056083537	1.071922227	1.224109784
4/6/2020	24.6906	323.35	-0.041510256	-0.042833464	1.027426461	1.171676922
4/13/2020	25.027	324.58	0.013624659	0.003803869	1.041424797	1.176133827
4/20/2020	25.0723	329.31	0.001810045	0.014572713	1.043309823	1.193273288
4/27/2020	24.7586	321.76	-0.012511816	-0.022926689	1.030256122	1.165915482
5/4/2020	25.1076	322.94	0.014096072	0.003667305	1.044778686	1.17019125
5/11/2020	25.5867	327.72	0.019081912	0.014801508	1.064715061	1.187511845
5/18/2020	25.0273	320.42	-0.021862921	-0.022275076	1.04143728	1.161059928
5/25/2020	24.2139	311.894	-0.032500509	-0.026608828	1.007590038	1.130165484
6/1/2020	23.5387	304.45	-0.02788481	-0.023867082	0.979493581	1.103191732
6/8/2020	23.7442	307.815	0.008730304	0.011052685	0.988044858	1.115384962
6/15/2020	23.8312	309.47	0.003664053	0.005376603	0.991665106	1.121381944
6/22/2020	23.8451	316.51	0.000583269	0.022748599	0.992243514	1.146891812
6/29/2020	23.6992	313.95	-0.006118658	-0.008088205	0.986172316	1.137615516
7/6/2020	23.587	312.33	-0.004734337	-0.005160137	0.981503443	1.131745264

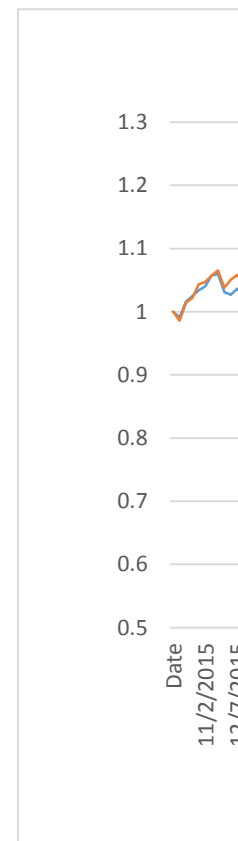
7/13/2020	23.294	308.993	-0.012422055	-0.010684136	0.969311154	1.119653544
7/20/2020	22.5045	296.7	-0.033892932	-0.039784068	0.936458357	1.075109171
7/27/2020	22.2638	291.956	-0.010695595	-0.015989275	0.926442378	1.057918955
8/3/2020	22.3025	293.47	0.001738248	0.005185737	0.928052764	1.063405045
8/10/2020	22.006	292.46	-0.013294429	-0.003441612	0.915714833	1.059745217
8/17/2020	22.0879	297.37	0.003721667	0.016788635	0.919122818	1.077536892
8/24/2020	21.9179	297.23	-0.007696522	-0.00047074	0.912048769	1.077029652
8/31/2020	22.3464	304.096	0.019550185	0.023099945	0.929879492	1.101908978
9/7/2020	22.4283	301.55	0.00366511	-0.008372422	0.933287602	1.092683332
9/14/2020	22.5672	304.116	0.006193024	0.008509398	0.939067474	1.101981409
9/21/2020	23.2878	312.16	0.031931299	0.026450457	0.969053118	1.131129321
9/28/2020	23.1424	305.88	-0.00624357	-0.020117885	0.963002767	1.108373392
10/5/2020	22.9889	305.98	-0.006632933	0.000326945	0.956615234	1.108735769
10/7/2020	22.9455	305.852	-0.001887868	-0.000418397	0.954809271	1.108271878

korelace v bodech klouzavá korelace

0.892195851




- 0.900977337
- 0.897076457
- 0.880442393
- 0.882420467
- 0.885905428
- 0.88725893
- 0.89172244
- 0.89226643
- 0.889962605
- 0.916854352
- 0.912106459
- 0.927240517
- 0.930144813
- 0.92850635
- 0.928286635
- 0.937771169
- 0.94129296
- 0.930477621
- 0.932513768
- 0.934134349
- 0.924138992
- 0.931964713
- 0.936859217



0.911122541

0.932802511
0.937706502
0.928593967
0.915163506
0.927534497
0.923606997
0.923969601
0.927241642
0.938071808
0.938490476
0.937264909
0.921422826
0.919777733
0.915527806
0.888995807
0.887755767
0.889005798
0.894061096
0.889322508
0.870294235
0.874984274
0.868484283
0.867006778
0.874022645
0.876436572
0.847050322
0.84243766
0.833699522
0.83517608
0.805106291
0.776775216
0.803780602
0.801464024
0.8019143
0.731063263
0.751484547
0.752736752
0.753936082
0.750743774
0.761252977
0.785541887
0.81155007
0.820102398
0.815186909
0.833624294
0.832072957
0.832377689
0.822831936
0.825951939
0.821086537



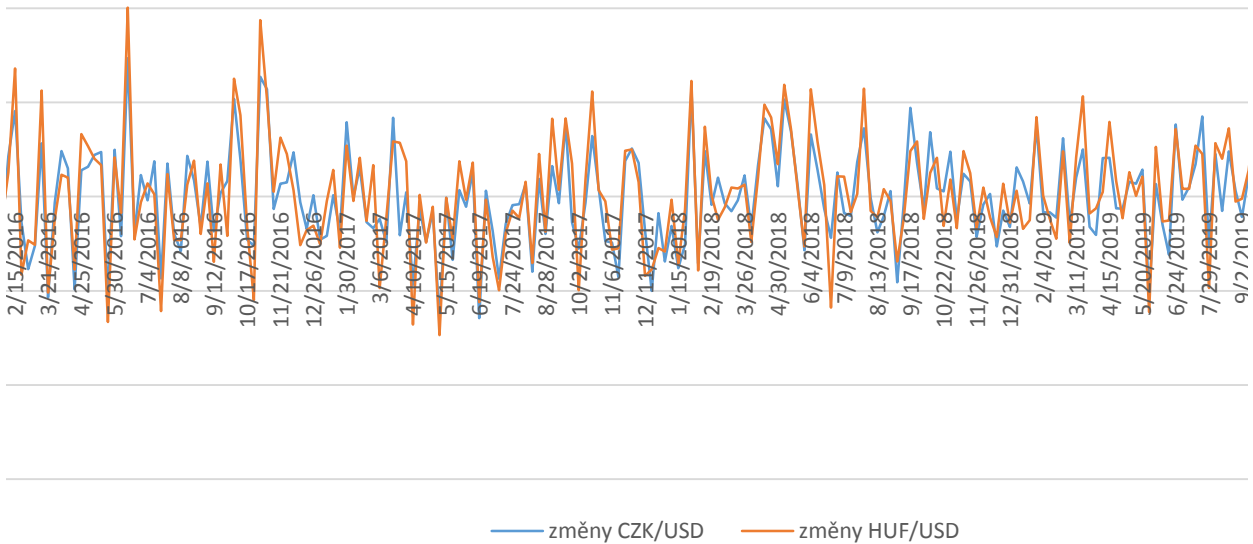
0.829060862
0.849927352
0.887387379
0.890825065
0.906361861
0.93616935
0.929781725
0.926473853
0.934753019
0.93294561
0.924981731
0.908716336
0.906738716
0.910366711
0.912360085
0.906378339
0.893469979
0.884298902
0.877475025
0.8824599
0.867151045
0.874649978
0.870173057
0.895964765
0.900492342
0.90089703
0.899899244
0.882673796
0.883269343
0.881645681
0.870099025
0.887728758
0.89263582
0.893867021
0.90453876
0.9126884
0.92027554
0.928921841
0.933330311
0.932295548
0.933440955
0.934777012
0.942570154
0.937275043
0.923546969
0.919147597
0.915373293
0.909155524
0.907906127
0.902230607

0.889859258
0.886554204
0.880518548
0.895592237
0.899355413
0.901931465
0.882676691
0.884037465
0.880667334
0.866862534
0.851752757
0.835628383
0.831340332
0.807348014
0.79365631
0.794204351
0.786606338
0.764591264
0.759749996
0.776997459
0.78604536
0.789710616
0.801331978
0.773781656
0.781693195
0.794619182
0.7912713
0.791097791
0.80451779
0.818312096
0.79686079
0.789133798
0.787240954
0.78061151
0.76995442
0.770959052
0.788072238
0.791757781
0.805589031
0.802091643
0.795208252
0.794166378
0.846995645
0.842796753
0.8507301
0.835350871
0.8538839
0.850270565
0.857623095
0.88537852

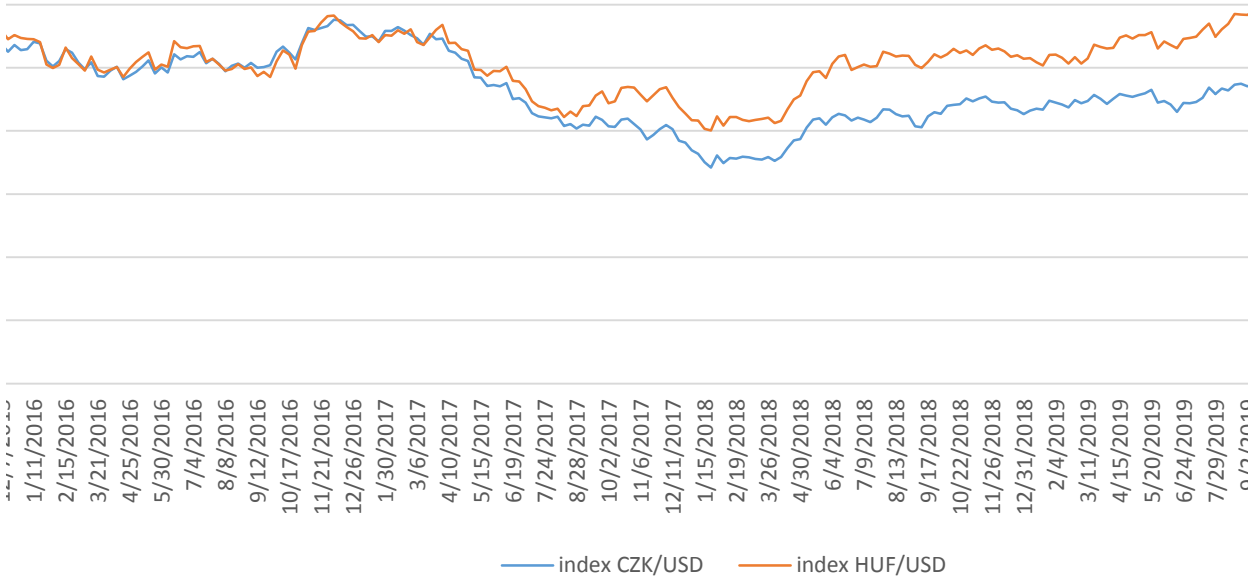
0.870980371
0.860961775
0.867610218
0.846193974
0.851320494
0.850272327
0.847155701
0.847199734
0.843384562
0.8488918
0.849384431
0.871396941
0.8680658
0.878700381
0.879557652
0.878925664
0.881561475
0.883041394
0.839478663
0.84935748
0.84729843
0.865218358
0.860652272
0.835546917
0.813198772
0.802602391
0.847466178
0.839073941
0.831334363
0.835184076
0.79407828
0.856094115
0.786373119
0.903731119
0.913444722
0.927024047
0.937727541
0.933794397
0.928955693
0.926470786
0.927646381
0.928793216
0.93219354
0.935192086
0.940306825
0.940216224
0.94051682
0.92702097
0.927188447
0.933215221

0.938839766
0.942187945
0.942076298
0.944585579
0.941887353
0.937728063
0.940554678
0.940594928
0.950845057
0.925911007
0.929304596
0.894007564
0.867753563
0.874621982

Vývoj mezitýdenních změn devizových kurzů



Vývoj indexovaných devizových kurzů



Korelace vývoje devizových kurzů

