

Logical Framework of Your Project

Point 1.6 of the seminar work template



**SILESIAN
UNIVERSITY**
SCHOOL OF BUSINESS
ADMINISTRATION IN KARVINA

Project Management

Content



1. PART (10-20 min.)

- Feedback on sections 1.1 to 1.5, check if the group completed all of the sections from previous seminar (1.1 Project name, 1.2 Default conditions, 1.3 Project goals, 1.4 Output, result, benefits of the project, 1.5 Organizational structure of the project) (10 - 20min according to the size of the class)

2. PART (60 min.)

- Working in project teams on the Logical Framework Matrix - horizontal and vertical logic in the matrix (achieving the goal, dividing the project into parts, identification of outputs) (60mins)

3. PART (5 min.)

- Vevox quiz (5mins)
 - There will be feedback as needed during the time of the groups working on each section of their project and according to the needs of each group/students)
-

Seminar Outline



- The seminar will be delivered through MS Team - sharing all tutor's material for the seminar
 - Main communication with remote students will be through MS Teams
 - Using whiteboard for working as a class together
 - Using MS Teams breakout rooms and whiteboard for team work on projects. The tutor will visit each breakout room for check up and for feedback during the group work
 - Using Vevox for recap
 - Any questions and discussions will also be carried out through MS Teams
-

Learning and practice objectives



On the end of this seminar, you should be able to:

- Answer what are we trying to accomplish and why.
 - Know how to measure the success.
 - Identify what other conditions must exist.
 - Identify how do we get there.
-

Feedback, answering any questions, and discussion on sections 1.1 to 1.5



1. Project definition

1.1. Project name - enter the name of the project

1.2. Default conditions

- They clarify the given problem that needs to be solved, the current situation / state that needs to be solved is defined and described

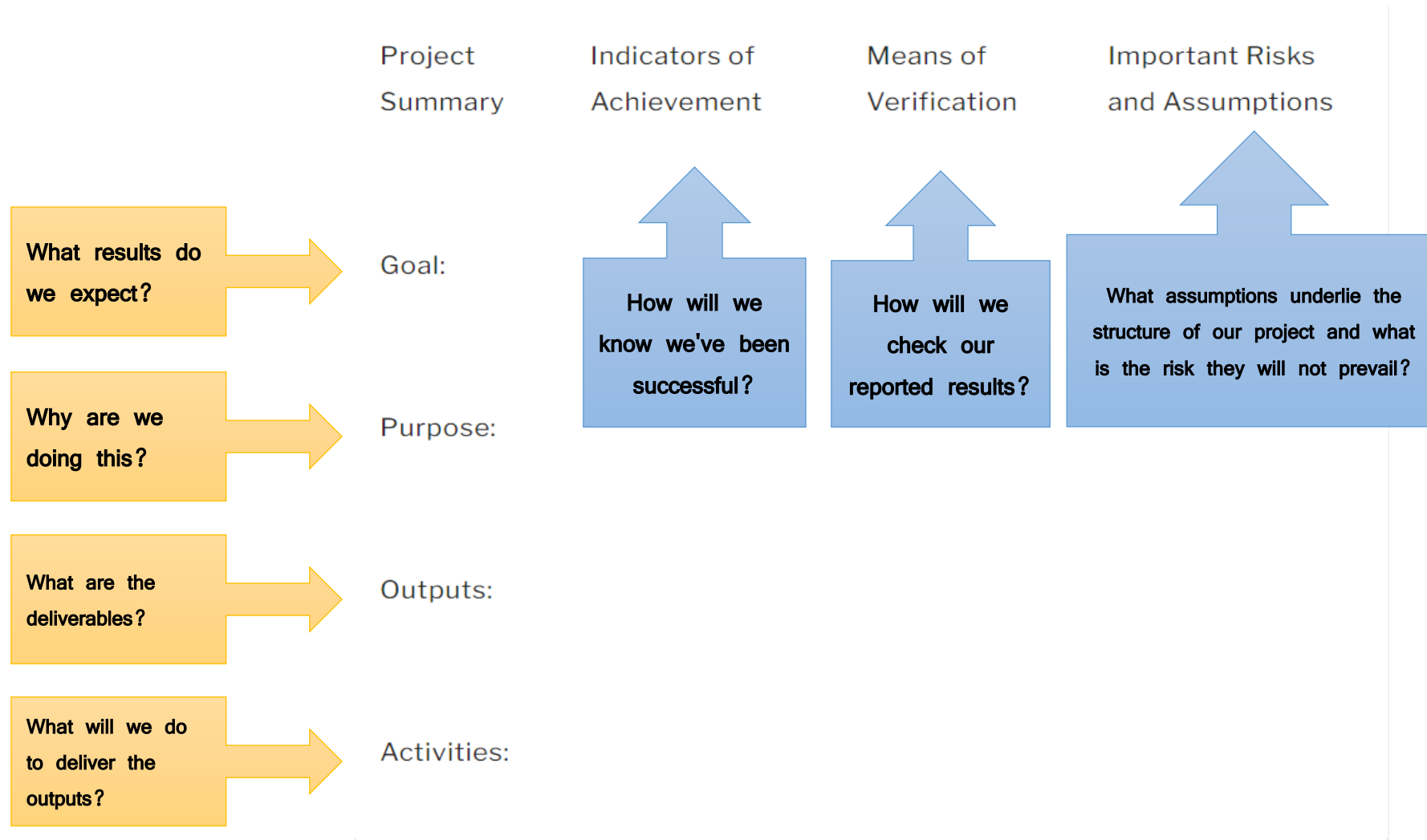
1.3. Project goals

- Primary goal of the project - the main goal of the project, the SMART criterion
- Secondary objective (s) of the project - sub-objectives of the project, SMART criterion

1.4. Output, result, benefits of the project


- Project output - this is the final "product" of the project (the solution, it can be, for example, a new product, a new service, etc.)
 - Result - the result of the change resulting from the outputs
 - Benefits - measurable improvement resulting from results
-

Working in project teams on the Logical Framework Matrix






Vevox questions

 **SILESIA
UNIVERSITY**
SCHOOL OF BUSINESS
ADMINISTRATION IN KARVINA

Join at:
vevox.app

ID:
171-674-028



The session has not started

START SESSION

WHAT IS THE GOAL OF YOUR PROJECT? 1/3